




WESTERN BALKANS COUNTRIES INFRASTRUCTURE NEEDS LISTS - (ALBANIA, BOSNIA AND HERZEGOVINA, FORMER YUGOSLAV REPUBLIC OF MACEDONIA, MONTENEGRO, SERBIA)


Contents

INFRASTRUCTURE NEEDS - Albania	2
INFRASTRUCTURE NEEDS – Bosnia and Herzegovina	4
INFRASTRUCTURE NEEDS – Former Yugoslav Republic of Macedonia	8
INFRASTRUCTURE NEEDS – Montenegro	11
INFRASTRUCTURE NEEDS – Serbia	13





INFRASTRUCTURE NEEDS - Albania

N.	INSTITUTION	INFRASTRUCTURE NEEDS	CONTACT DETAILS
1.	Institute of hydrometeorology Department of Hydrology St. Durresi, Tirana Albania	1. Water Level Sensor: -Radar Sensor –Free Cable Instrument (3 Pieces) -Pressure Probe Sensor (5 Pieces) -Floated System (5 Pieces) 2. Current meter SIAP Model ME 4003 (Full Option) (5 Pieces)	Contact Person: Molar Kolaneci Tel: +355 693048445 Fax: / Email: kol@sanx.net Web: /
2.	University Hospital Center “Mother Theresa” of Tirana Medical Faculty, Tirana University Ruga Dibres 372, Tirana Albania	1. Compact Water Purification System for clinical analyzer (ELGA Lab Water/ Medica Pro-RE) Spec.: -Make up flow rate (capacity) (Not less than 120 l / hour) -Performance Specification (Water purity: >10 MΩ-cm at 25° C; TOC < 30 ppb; Bacteria level of < 1 CFU/ml; Particles 0.05 µm filter; pH effectively natural) -Purification technology (Pretreatment; Reverse osmosis; Ion exchange; UV Photo –oxidation; 0.05 ultra microfiltration) -Operation Mode (Power On/ Process On / Stand by; Auto rinse; Sanitization) - Safety feature (Emergency By pass; Power failed safe; Automatic level control; Alarm warnings; Automatic sanitization; Auto restart; Internal leak detection) -System monitoring (RO permeate quality (µS/cm); RO rejection %; Product water quality ;Reservoir level liters) -Outputs (Optional BMS connections)	Contact Person: Prof. Asc. Anyla Bulo Tel: + 355 682074599 Fax: + 355 4 362627 Email: abulo@asolam.org Web: /
3.	Agricultural University of Tirana Koder, Kamez, Tirane; Ruga” Myslym Shyrri”, 130/1, ap 15, Tirane	1. Delta Milk analyser (Fat, protein, added water, somatic cell) 2. Snap Rapid antibiotic test (for the detection of antibiotics) 3. Rapid microbiology test (TBC, Coli, etc) 4. MVP Lightning (ALP based hygiene control) 5. Bacterial sampler	Contact Person: Bizena BIJO Tel: 00355 4 353873/874 Fax: 00355 4 200873/874 Email: bizenabijo@yahoo.it Web: www.ubt.edu.al
4.	Institute of hydrometeorology Department of Hydrology St. DURRESI, TIRANA ALBANIA	1. ACDP (Acoustic Doppler Current Profiler)- Discharge measurement equipment for large and depth rivers Velocity and depth measurements by sound: -Velocity and Doppler shift -Division into cells -Depth measurements/bottom tracking Rio Grande Zedhed 1200/600/300 kHz Laptop (PC) Max depth 20 m (1200 kHz) Min depth 0,3 m (1200kHz)	Contact Person: Miriam Ndini Tel: +355 692135905 Fax: +355 4 223518 Email: ndinimiriam@yahoo.com Web: /



		Velocity range ± 10 m/s	
5.	Polytechnic University of Tirana Department of Physics Sheshi "Nene tereza" nr. 4, Tirana, Albania	<ol style="list-style-type: none"> 1. Fabri – Perrot interferometer – high resolution 2. <u>Ultrasonic Doppler effect (Experimental Set – up)</u> 3. Heat pump 	<p>Contact Person: Prof.Dr. Pellumb Berberi Prof.Dr. Tatjana Mulaj Tel: +35543227914 Fax: +3554227914 Email: pellumb.berberi@gmail.com Web: http://www.upt.al/</p>
6.	Department Of Industrial Chemistry, Laboratory Of Chemical Engineering, Faculty Of Natural Sciences, University Of Tirana, Albania Bulevard Zogu I, Tirana, Albania	<ol style="list-style-type: none"> 1. <u>Multifunctional Reaction Plant 10 I (Pilot Laboratory Scale)</u> The IC61D system is a highly versatile training unit which can be used as a reaction set either for organic synthesis, or for one-directional distillation. By fitting an optional unit, it can be used to perform the reaction process in vacuum conditions, with or without the addition of liquid. It is available an automatic data acquisition and analysis system for Personal Computer called SAD/IC61D, which makes it possible to monitor the reaction process and to file the experimental data on disk or print them out. The system is supplied with a teaching manual illustrating its operation and the theoretical principles of organic synthesis and containing a series of exercises with a step-by-step guide on their execution. 	<p>Contact Person: Prof. Ilirjan Malollari Tel: 00355 68 2005501 Fax: 00355 4 226724 Email: ilir.malo@excite.com Web: /</p>



INFRASTRUCTURE NEEDS – Bosnia and Herzegovina


N.	INSTITUTION	INFRASTRUCTURE NEEDS	CONTACT DETAILS
1.	FACULTY OF VETERINARY MEDICINE, UNIVERSITY OF SARAJEVO Zmaja od Bosne 90, 71000 Sarajevo, Bosnia and Herzegovina	Machine for physical therapy(complete electrotherapy and electro diagnostics of companion animals).	Contact Person: Ph.D. Hrvoje Milošević, professor Tel: +387 61 141 - 687 Fax: +387 33610-908 Email: hmilosevic@vfs.unsa.ba Web: www.vfs.unsa.ba
2.	Agromediterranean faculty University "Dzemail Bijedic" Mostar BiH USRC Midhad Hujdur-Hujka, 88 104 Mostar, Bosnia and Herzegovina	1.gas chromatography 2.Rotavapor R-205 3.spectrophotometer 4.ICPMS element analyser 5.digital analytical scale (macro, semi micro and micro) – with belonging equipment 6.water analyzer 7.autoclave 8.PCR 9.Sequencer 10.UV lamp 11.frigerator for cryopreservation 12.sterilizer 13.microbiological incubator or termostat 14.imersion michroscop 15.polarimeter 16.refractometer	Contact Person: Doc. dr. Semina Hadziabulic Tel:+ 38763346188 Fax: + 387 36 571 388 Email: semina_mo@yahoo.com Web: www.af.unmo.ba
3.	University of Sarajevo, Faculty of Pharmacy Čekaluša 90, 71000 Sarajevo, Bosnia and Herzegovina	1. Spectrophotometer 2. Tissue Culture CO2 Incubators 3. Laminar Flow Hood 4. Microscope 5. Apparatus for Gel Electrophoresis 6. UVP Biolmaging System 7. Cell Electroporator 8.Benchtop Centrifuge-refrigerated with Swinging Bucket Rotor and Disk Adapters for 15mL- and 50mL- conical bottom tubes 9. Platform Shaker with Incubator 10. Microplate Centrifuge 11. Cryogenic Freezer- Storage vessel (for liquid nitrogen) 12. Julabo FS18 EasyTemp Instrument (for Controlled Phase Separation) 13. Aerosizer 14. Water Bath 15. Ultrasonic Water Bath 16. Vortex Genie 2 Mixer 17. Hot Plate Stirrer 18. Dry Block Heater 19. Freezers (-80 and -20°C) and Fridge 20. Multi-channel pipettors 21. Pipettors 22. VacuSafe aspiration system 23. Incubator for microplates	Contact Person: Dr.Sci. Sabina Semiz Tel: +38733269640 Fax: +38733269640 Email: sabinasemiz@hotmail.com Web: www.ffa.unsa.ba





		24. Orbital Platform Shaker	
4.	Faculty of Electrical Engineering of Sarajevo Zmaja od Bosne bb, 71000, Sarajevo	<ol style="list-style-type: none"> 5 pcs. 48 Ethernet 10/100 ports and 2 dual-purpose uplink ports + FO SFP 2. 2 pcs 24 Ethernet 10/100 ports and 2 dual-purpose uplink ports uplinks + FO SFP 3. Switch with at least 8 FO/1000 ports <p><i>Manufacturer and Distributor of all mentioned products is: Cisco Systems Inc.</i></p>	<p>Contact Person: Adnan Salihbegovic Department of Automatic Control and Electronics</p> <p>Tel: +387 33 25 07 25 Fax: +387 33 25 07 25 Email: adnan.salihbegovic@etf.unsa.ba Web: www.etf.unsa.ba</p>
		<p>Quanser's 5 DOF Telepresence System</p> <ol style="list-style-type: none"> 5DOF PANTO - 5 DOF Pantograph (The Haptic Wand) System Includes... - Q8 Hardware-In-The-Loop Board - 4-Axis Linear Power Amplifier - 2-Axis Lienar Power Amplifier - WinCon 5.0 Real-Time Control Software 5DOF ROBOT - 5 DOF Open Architecture Robot #1 Robot System, Articulated, Catalyst-5 Package - 5-Axis Catalyst-5 robot arm with C500 Controller - AC and umbilical cables, 10' - Teach Pendant - User Manual, Ashpro SI #2 Country Kit #3 Servo Gripper with fingers #4 Robcomm-3 #5 Q8 PCI Hardware-In-The-Loop (HIL) Board #6 Auxiliary Circuit for Open Architecture Operation #7 Full Equations for Forward and Inverse Kinematics #8 Functioning PID Controller from Simulink 6DOF Force/Torque End-Effector - for use with the 5DOF Open-Architecture robot Turn-Key optimized PC - fully configured for the telepresence experiment. - includes 19" LCD monitor, keyboard and optical mouse. - includes Windows XP - OEM - includes installation of Q8 DAQ cards and software - includes installation of WinCon Real-Time control software <p><i>Manufacturer and Distributor of all mentioned products is: Quanser Consulting Inc.</i></p>	<p>Contact Person: Jasmin Velagić Department of Automatic Control and Electronics</p> <p>Tel: +387 33 25 07 25 Fax: +387 33 25 07 25 Email: jasmin.velagic@etf.unsa.ba Web: www.etf.unsa.ba</p>
		<ol style="list-style-type: none"> DSP2 Module, 5 pcs. The module is based on Texas Instruments' DSP TMS320C32-60MHZ and FPGA Xilinx Spartam Family XCS40- 4PQ240C. It contains 256KB Flash memory, 128KB SRAM, 4 12-bit A/D chann channels, RS232, RS485, RS422, CAN, and tri-phase synchronous PWM. Besides, a library for Matlab/Simulink/RealTime Workshop has been developed for this module, what extremely simplifies prototype development, testing of algorithms and application in education. Keil PK166 Professional Developer's Kit Integrated development environment for dev3elopment of microcontroller-based 	<p>Contact Person: Samim Konjicija Department of Automatic Control and Electronic</p> <p>Tel: +387 33 25 07 25 Fax: +387 33 25 07 25 Email: samim.konjicija@etf.unsa.ba Web: www.etf.unsa.ba</p>




		<p>applicatons for various families (Infineon, Atmel, ARM, Altium, Analog Devices etc.) Contains IDE, debugger, simulator, C compiler, assembler, real timke kernel.</p> <p>3. Proteus PCB Design Level 2. The product can be purchased modularly, and the following components are necessary for us: basic modul (schematics, simulation, PCB upto 4 layers and 1000 vias); microcontroller module for the Atmel family (full version)- Proteus VSM for Amtel AVR (complete); microcontroller module for the Microchip family (full version) – Proteus VSM for Microchip PIC Bundle (Pic10, PIC12, PIC 16, PIC18, PIC24)</p>	
5.	<p>Institute for Social Research, Faculty of Political Sciences, University of Sarajevo Skenderija 72, 71000 Sarajevo, Bosnia and Herzegovina</p>	<p>1. Computer hardware and software (IT equipment: PC desktop working units, laptops and associated hardware; relvant licensed software for computers as well as relavand licensed programmes for statistical analysis):</p> <ul style="list-style-type: none"> - 10 PC Desktops - 10 Laptops - 20 licensed programmes (operational System and Office) - 10 licensed programmes for statistical analysis 	<p>Contact Person: Dino Abazović, M.A. Tel: +387 33 66 68 64 Fax: +387 33 66 68 84 Email: dekanat@fpn.unsa.ba Web: www.fpn.unsa.ba</p>
6.	<p>Faculty of Veterinary Medicine, University of Sarajevo Zmaja od Bosne 90, 71 000 Sarajevo, Bosnia and Herzegovina</p>	<p>1. Gammascpecrometric system (HPGe, Coaxial Detector, Relative efficiency 40%) for laboratory measurements, Applicant software and shield of detector.</p>	<p>Contact Person: Ph.D. Lejla Saračević, prof. Tel: +387 33 610 908 Fax: +387 33 610 908 Email: lejlas@vfs.unsa.ba Web: www.vfs.unsa.ba</p>
7.	<p>Faculty of Mechanical Engieneering- Department for IC Engines and Vehicles , University of Sarajevo Vilsonovo šetalište 9, 71000 Sarajevo, Bosnia and Herzegovina</p>	<p>1. CORRSYS DATRON CORREVIT S350 – Non-Compact optical system for slip free measurement of longitudinal and transversal vehicle dynamics 2. CORRSYS DATRON CORREVIT HF 250 C – Non-Contact Distance measurement. 3. Accessories (cables ets.) 4. Software for data acquisition</p>	<p>Contact Person: Prof. Dr. Ivan Filipović Tel: +387 33 653 208 Fax: +387 33 650 841 Email: filipovic@mef.ba Web: www.mef.unsa.ba/miv</p>
8.	<p>Federal hydrometeorological Institute of Bosnia-Herzegovina (FHMI) Bardakčije 12, 71000 Sarajevo, Bosnia and Herzegovina</p>	<p>Zephir Lidar, instrument for measurement of vertical profile of wind. Instrument will be used for wind energy research project.</p>	<p>Contact Person:Mr.Kemal Šehbajraktarević Tel: +387 33 276 700 Fax: +387 276 701 Email: meteobih@bih.net.ba Web: www.fmzbih.gov.ba</p>




9.	<p>Faculty of Philosophy – Department of Psychology, University of Sarajevo Franje Rackog 1, 71 000 Sarajevo, Bosnia and Herzegovina</p>	<ol style="list-style-type: none"> 1. 12 desktop computers (Intel Pentium, 512 MB DDR, 120 GB HD) 2. 1 laptop (Intel Pentium, 512 MB DDR, 120 GB HDD) 3. 1 server computer for the net of 12 desktop computers 4. “E-prime” laboratory software (2.0 Professional licence) 5. 1 “E-prime” serial response box 6. 15 licences for statistical software SPSS (Statistical Package for Social Science) 7. APA Psyarticles research database subscription for the institution 	<p>Contact Person: Phd Jadranka Kolenović Djapo Tel: +387 33 253 200 Fax: +387 33 667 873 Email: jadranka.kolenovic-djapo@ff.unsa.ba Web: www.ff.unsa.ba</p>
10.	<p>“Dzermal Bjelic” University of Mostar, Faculty of Mechanical Engineering Maršala Tita b.b., 88104 Mostar, Bosnia and Herzegovina</p>	<ol style="list-style-type: none"> 1. Materials Science Microscope (OLYMPUS BX 51 with advanced accessories) 2. Digital Microscope Camera and Software (compatible with OLYMPUS BX 51) 3. High Speed Camera with Software (Photron Fastec Cam 500 fps) 4. Portable computer 	<p>Contact Person: Prof. Dr. Sead Pasic Tel: +387 36 571 258 Fax: +387 36 571 258 Email: sead.pasic@unmo.ba Web: www.mf.unmo.ba</p>




INFRASTRUCTURE NEEDS – Former Yugoslav Republic of Macedonia			
N.	INSTITUTION	INFRASTRUCTURE NEEDS	CONTACT DETAILS
1.	Faculty of Biotechnical Sciences - Bitola, Republic of Macedonia Partizanska bb, P.O. Box 53, 7000-Bitola, FYR of Macedonia	<ol style="list-style-type: none"> 1. Equipment for Kjeldahl method 2. Spectrophotometer for analysis of dairy and meat products 3. Analytical Balance (Readability 0.0001g) 4. Centrifuge (Maximum speed of 14 000 rpm; Capacity 50 mL tube; Refrigerates to +4eC) 5. Centrifuge (Maximum speed of 14 000 rpm; Capacity 1.5/2.0 mL; Refrigerates to +4eC) 6. Gerber Centrifuge 7. Biological Safety Cabinet 8. pH meter 9. Shaker 10. Hotplate stirrer 11. Shaking Water Bath 12. Votrex mixer 13. Optical microscope 	<p>Contact Person: Ass. M-r Mila Arapceska Tel: + 389 47 238 276 Fax: + 389 47 226 220 Email: arapceska@yahoo.com Web: www.fbn.uklo.edu.mk</p>
2.	Macedonian Scientific Association, Leninova 39, 7000 BITOLA, FYR of Macedonia	<p><i>- elementary equipment for practical education :</i></p> <ol style="list-style-type: none"> 1. <i>equipment for microbiological and physico-chemistry monitoring for quality and food safety by implementation HACCP system in food industries</i> (Vericleen-indicator for testing hygien on surface, Novalum Charm sciences inc (for microbiological analysis at ATP), PocketSwab Plus (for testing ATP which is issue at micro-organism or food (organic rest)) 2. AllerGiene (high sensibility ATP test), WaterGiene (for testing ATP in contaminated water), Charm CHEF test ; 3. PasLite, CideLite (test for pesticides in water, food and many products), SomaLite (for rapid test for total number of somatiqués cells in milk) ; 4. MicroQ (for testing total biological and microbiological contamination of water and filters drinks), electronic pH, milk tester for lipid, protein and lactose ; 5. CHEF Test (test za toplotna obrabotka), CHEF Test / E. coli ; Pathogel 3 tests in one (E. coli, Enterobacteriaceae, Coliformi), others electronics equipment Ph-meter, baumeter, thermometer, and other test for detecting antibiotics, residus of metal, pesticide, herbicid, insecticide, raticid ; disinfectants and others inhibitors <p><i>-equipment for teaching aid:</i> (video-bim, photocopy, computers laboratory in network,</p>	<p>Contact Person: Prof. dr. sci. Boris Angelkov Tel: + 389 47.222.683 Fax: + 389 389.47.226.070 Email: temfbnbt@mt.net.mk Web: /</p>



		microscopes for demonstration with video technic and presentation, electronic knowledges test for candidate, scanner)	
3.	Institute of Folklore "Marko Cepenkov" 3 Ruzveltova Street, 1000 Skopje , FYR of Macedonia	<ol style="list-style-type: none"> 1. Personal Cumputers : 20 2. Scanners: 20 3. Printers: 20 4. Laptops: 10 5. Video cameras: 10 6. Server (for the computers) 	<p>Contact Person: Dr Sevim Pilickova Tel:+ 389 3080 176 Fax: + 389 3080 176 Email: ifmarkocepenkov@mt.net.mk Web: /</p>
	PSI Hydrobiological Institute Naum Ohridski-50; 6000 OHRID , FYR of Macedonia	<ol style="list-style-type: none"> 1. IT equipment (lap top computers for field work) 5 pieces – technical specifications: (2 GHz, 1GB Lb RAM, DVD/RW, HDD 160 GB) 2. Equipment for conducting of molecular-biological analyses at the Laboratory for Molecular Biology with the Hydrobiological Institute: Micro centrifuge; Thermal Cycler; UV translilluminator 	<p>Contact Person: Goce Kostoski, Director Tel:+ 389 46231050 Fax: + 389 38946262910 Email: gocekos@hio.edu.mk Web: /</p>
5.	Tobacco Institute – Prilep Kicevski pat bb 7500 Prilep, FYR of Macedonia	<ol style="list-style-type: none"> 1. Digestion System K-437 - sorting (038584) 2. Distillation unit K-355 - sorting (043509) 3. Skruber B - 414 - sorting (37988) 	<p>Contact Person: Valentina Pelivanoska Tel:+ 389 48 412 760 Fax: + 389 48 412 763 Email: tobacco_institute_prilep@yahoo.com Web: www.tip.edu.mk</p>
6.	Institute of Macedonian Literature, University Ss. Cyril and Methdoius, Skopje Grigor Prlicev No.5, P.O. Box 455, 1000 Skopje, FYR of Macedonia	<ol style="list-style-type: none"> 1. 1 Laptop (notebook) personal computer 2. 1 Conference room LCD Projector 3. 1 Photocopy machine 4. 5 Personal computers 5. 1 Printer 6. 1 Digital photo-camera 	<p>Contact Person: Ana Martinoska, M.A. Tel:+ 389 2 3225425 Fax: + 389 2 3220309 Email: anamartinoska@gmail.com Web: www.impl.ukim.edu.mk; www.impl.org.mk</p>
7.	Sate University of Tetovo Faculty of Natural Sciences Tetovo, 107 str.nn, FYR of Macedonia	<ol style="list-style-type: none"> 1. 1. Photo meter 2. PCR- aparatutre 3. Digital microscope wit camera 4. Power supply 5. Elektro foresis –horizontal and vertical 6. Rotex 7. UV- Transilimunatory r 	<p>Contact Person: Sheqibe Beadini Tel:+ 389 44 356 767 Fax: + 389 44 356 767 Email: sh_beadini@yahoo.com Web: www.unite.edu.mk</p>
8.	Institute of Chemistry, Faculty of Natural Sciences and Mathematics. University „St. Cyril and Methodius”, Skopje, FYR of Macedonia	<ol style="list-style-type: none"> 1. X-ray diffractometer for powder x-ray diffraction (High and Low temperature X-ray chamber for powder diffractometer) 2. X-ray fluorescence spectrometers (XRF) for the characterization of material composition; 3. TG-DTA-DSC instrument for thermal analysis; 4. SEM (Scaning Electron Microscop) 5. Magnetic Balance 6. LIBS (Laser indused brake down 	<p>Contact Person: Prof. Dr. Slobotka Aleksovka Tel:+ 389 44 356 767 Fax: + 389 44 356 767 Email: bote@iunona.pmf.ukim.edu.mk Web: /</p>



		<p>system)</p> <ol style="list-style-type: none"> 7. Magnetizer - to magnetize magnets and magnet systems; 8. Fluorometer 9. UV/VIS spectrophotometer with accessories for collecting solid state reflection spectra 10. Ultrasound Bath 9. ICP-OES (Inductively Coupled PLasma- Optical Emission Spectrometry 10. Particle size analyzer, nano range 11. Magnetic stirrer with heating system 12. Schlenk line 13. Equipment for analysis of N -Kjeldhal 14. pH-metar 15. Ultracentrifuge 16. Thermostat 17. Flame Photometer (Na, K, Ca, Ba & Li filter), complete set. 18. Laboratory Ice Maker; 19. Analitical balances, electronic, 210g/0.1 mg; 20. Furnace up to 1650 C, air atmospehre and flowing inert gas 	
9.	<p>INSTITUTE OF NATIONAL HISTORY GRIGOR PRLICEV 3 SKOPJE, FYR of Macedonia</p>	<ol style="list-style-type: none"> 1. 10 PC 2. 10 PRINTERS 3. 2 VIDEO PROJECTORS 4. 2 SCANERS 5. 1 COPY APARAT 	<p>Contact Person: Phd. Todor Cepreganov</p> <p>Tel: + 389 3115-831 Fax: + 389 44 356 767 Email: todorc.@yahoo.com Web: /</p>




INFRASTRUCTURE NEEDS – Montenegro


N.	INSTITUTION	INFRASTRUCTURE NEEDS	CONTACT DETAILS
1.	<p>Biotechnical Institute Kralja Nikole b.b. 81 000 Podgorica, Montenegro</p>	<ol style="list-style-type: none"> 1. <u>Inductively Coupled Plasma Mass-Spectrometry (ICP-MS)</u> 2. <u>Inductively Coupled Plasma Atomic Emission Spectroscopy (ICP-AES)</u> 3. <u>Atomic Absorption Spectrophotometer</u> (FAAS and GFAAS) with lamps for elements: Fe, Mn, B, Ba, Sr, Si, Al, Ni, Pb, Cr, Cu, Zn, Cd, V, Mo, Co, As, Hg, Se, Bi, Ag, Sb, Sn, Cs, Pt, Au, L i, U and K, P, Ca, Mg, Na. 4. <u>Advanced Microwave Digestion System</u> 5. <u>Spectro-photometer UV/Vis</u> 6. <u>Flame Photometer</u> 7. <u>Digestion and Distillation Unit for Kjeldahl Analysis</u> 8. <u>pH/mV/Conductivity/TDS/Resistivity/Dissolved Oxygen Meter</u> 9. <u>Muffle Furnace</u> 10. <u>Dryers (high capacity - 250 L)</u> 11. <u>Centrifuge (with temperature control)</u> 12. <u>Rotation Shaker (high load – about 15 kg)</u> 13. <u>Calcimeter (for routine analysis of total carbonates in soil)</u> 14. <u>Soil auger set with two-stroke engine</u> 15. <u>Pipette apparatus</u> 16. <u>Tension infiltrometer</u> 17. <u>Ksat constant head permeameter</u> 18. <u>Solvent Extraction System</u> 19. <u>Drying and sterilization oven</u> 20. <u>Crude Fibre Determination System</u> 21. <u>Homogenizer hand model</u> 22. <u>Fluorometer</u> 23. <u>Research stereo microscope</u> 24. <u>Digital camera for microscope</u> 25. <u>Horisontal laminar flow benches</u> 26. <u>Seed Germinator</u> 27. <u>Heating/Cooling Incubator</u> 28. <u>Research binocular microscope</u> 29. <u>Instrument for determination of antibiotics and other residua in milk and milk products</u> 30. <u>Instrument for determination of specific groups of microorganisms in milk and milk products</u> 31. <u>Mistflowers</u> 32. <u>Electrophoresis equipment</u> 33. <u>Research (interference) microscope</u> 34. <u>Sterilizers</u> 35. <u>Autoclave</u> 36. <u>Binocular optical microscope</u> 37. <u>Incubators</u> 	<p>Contact Persons: Mirko Knezevic & Ana Topalovic Tel: +382 81 268 431 Fax: +382 81 268 432 Email: mirkok@cg.ac.yu & anato@cg.ac.yu Web: /</p>



2.	Faculty Of Dramatic Arts – University Of Montenegro Bajova 5, 81 250, Cetinje, Montenegro	<ol style="list-style-type: none"> 1. <u>JVC DVM700E 3 in 1 Recorder</u> 2. <u>SAMS FS-22m Frame Synchr. Analog multiformat in/out</u> 3. <u>GVG 100 Switcher - used</u> 4. <u>SAMS AA-101 Audio Distribution Amplifier</u> 5. <u>SAMS VA-106c Video Distribution Amplifier</u> 6. <u>SAMS SRU-112 Distrib. Amplifire Frame</u> 7. <u>SAMS SVM-88 Analog Video Routing Switcher</u> 8. <u>SAMS CP-88L Multidestination X-Y remote control</u> 9. <u>SAMS CP-8L Single Destination remote control 8x1</u> 10. <u>SAMS BBG-6r 6 outputs for SRU-112</u> 11. <u>SAMS BCV-6 Back Connector for BBG-6r</u> 12. <u>JVC TM-H150CG 15" Monitor</u> 13. <u>Yamaha 01V96V2 Audio Mixer</u> 14. <u>Yamaha MSP5A Studio Monitors - pair</u> 15. <u>Ianiro Solaris 650 Solaris Fresnel Spot IA1800</u> 16. <u>Ianiro Softlight 2500 Code 410CE.MO</u> 17. <u>Ianiro Kit 10 Fly Liliput kit 1,</u> 18. <u>SONY HVR-Z1 HDV Camcorder</u> 19. <u>Manfrotto 501/525HDV Tripod with Bag</u> 20. <u>Manfrotto MN-521 Lanc Remote Control</u> 	<p>Contact Person: Mrs Sanja Garc Tel: +382 86 231 460 Fax: +382 86 233 623 Email: fduc@cg.ac.yu Web:/</p>
3.	Institute of Marine Biology Dobrota, P.O.Box 69, 85 330, Kotor, Montenegro	<ol style="list-style-type: none"> 1. <u>Tissue processor for histology and microscopy</u> 2. <u>Microtom</u> 3. <u>Eckman dredge</u> 4. <u>Digital scale with precision to 0.01g and max measuring to 1kg</u> 5. <u>Electronic digital calliper</u> 6. <u>Atomic apsorbatation spectrofotometry</u> 7. <u>Graphite furnace</u> 8. <u>Hydride generation / Cold Vapour AAS or CV-AAS</u> 	<p>Contact Person: Dr Aleksandar Joksimovic Tel: +38282334569 Fax: +38282334570 Email: biokotor@cg.yu Web: www.ibmk.org</p>
4.	University of Montenegro – Mechanical faculty Ul. Cetinjski put b.b. 81000 Podgorica Montenegro	<ol style="list-style-type: none"> 1. <u>Rapid prototyping system (liquid-based or solid –based or powder based)</u> 2. <u>3D Digitizer</u> 	<p>Contact Person: Prof.dr Radomir Vukasojevic Tel: +38281241510 Fax: +38281241510 Email: vukas@cg.ac.yu Web:/</p>
5.	Faculty of Philosophy University Of Montenegro Danila Bojovića b b, 81400 Nikšić Montenegro	<ol style="list-style-type: none"> 1. <u>Three servers,</u> 2. <u>40 desk top computers,</u> 3. <u>5 laptop computers,</u> 4. <u>3 net printers,</u> 5. <u>3 wireless rooters,</u> 6. <u>6 rack cases,</u> 7. <u>5 24 port switches</u> 	<p>Contact Persons: Vasko Milatović & Dalibor Vukotić Tel: +38283243921 Fax: +38283247109 Email: ff@cg.ac.yu Web:/</p>



INFRASTRUCTURE NEEDS – Serbia			
N.	INSTITUTION	INFRASTRUCTURE NEEDS	CONTACT DETAILS
1.	Fruit Research Institute Cacak, Serbia	<ol style="list-style-type: none"> 1. Laboratory autoclave vertical, digital controlled 100/150 l 2. Spectrophotometer UV/VIS 190/1,000 nm scan type; 3. Analitical balances, electronic, 210g/0.1 mg; 4. dryer, digital dryer with ventilation; 5. Upright Ultra Low Temperature Freezer (-85C); 6. Laboratory Ice Maker; 7. Agarose gel documentation System (camera, gel analysis software and computer); 8. Transsimulluminaor, UV; 9. Laboratory mixer for grinding, mixing, homogenizing and cell disruption; 10. Laboratory penetrometer; 11. Water system, NANO pure Diamond revers osmosis system; technical balance 1,200/120g,0.01 g 	<p>Contact Person: Dr. Radoslav Cerović Email: rcerovic@uanet.yu</p>
2.	Vinča Institute of Nuclear Sciences, Atomic Physics Laboratory, Belgrade, Serbia	<p>Transmission electron microscope (TEM) in good working conditio, in the class of Philips CM 12 or higher, and equipped with Energy Dispersive Spectrometer (EDS), Alternative is complete set up of Energy Dispersive Spectrometer (EDS), ready to be mounted on Philips EM 400T transmission electron microscope, already existing in the Laboratory.</p>	<p>Contact Person: Dr. Momir Milosavljević Email: momirm@vin.bg.ac.yu</p>
3.	Institute for Biological Research "Sinisa Stankovic", Sebia	<ol style="list-style-type: none"> 1. Milipule presure injector with the back pressure Unic Pico injector 2. Paristaltic Pump for the transcardial perfusion of brain in different animals 3. Non-digital (mechanical) Vertical Micropipete Puller that offers pulling and twisting of the glass barrels (Stoelting or other) 4. Stereotaxic frame with manipulators (David Kopf) or small animals (rats) 5. A-M System Model 3500 Amplifier or CyberAMP 380 6. Stereoscope with calibrated reticule 7. Plentysmographs for sleep and breath recording 	<p>Contact Person: Dr. Jasna Sapojnic Email: jasnasap@ibiss.bg.ac.yu</p>
4.	Faculty of Agriculture University of Belgrade, Serbia	<ol style="list-style-type: none"> 1. Equipment for gas analyses; 2. Microclimate analysis in livestock and agricultural buildings; 3. Dust particles counter and analysis; 4. GPS equipment; GIS software and equipment; 5. Equipment for manure analysis; 6. Equipment for compost analysis; 7. Anemometry equipment; 8. Video projection equipment; 9. Digital video camera 	<p>Contact Person: Goran Topisirovic Email: gogi@agrifaculty.bg.ac.yu</p>



5.	Faculty of Chemistry, University of Belgrade, Serbia	1. Glove box with gas purification system; 2. Equipment for synthesis (stirrers, rotavapors); 3. Vacuum systems Analytical balance	Contact Person: Dr Sanja Grguric-Sipka, assist. prof. Email: nauka@chem.bg.ac.yu
6.	Faculty of Mechanical Engineering, University of Nis, Serbia	1. Acessor controlled measurement of static – dynamic coefficient of friction (e.g. RAY-RAN POLYTEST, HANATEC ADVANCED FRICTION TESTER or similar); 2. Measurement of static – dynamic coefficient of friction (SECURE NONSLIP or similar); 3. Measurement of friction - wear parameters (wear-friction tester; tribometar pin on disk or similar)	Contact Person: Dušan Stamenković, PhD, Email: dusans@masfak.ni.ac.yu
7.	Faculty of Agronomy, University of Kragujevac, Serbia	Autoclave, thermostat, laminator, sterilise, centrifuge, shaker, magnetic mixer, turbid meter, viscosimeter, binocular microscope SEM with EDS is required for investigations of morphology and structure of bio and other materials, coatings, electrochemical and chemical deposits. It can be also used in examinations of nanostructure magnetic and other materials.	Contact Person: Leka Mandic Email: lekamg@tfc.kg.ac.yu
8.	Faculty of Law University of Novi Sad, Serbia	1. Digital projector min 2000 ANSI lumen – two pieces; 2. Projection screen min 200 cm – two pieces; 3. VGA cabel 10 m with filter – two pieces ; 4. Computer P4 2500 MHz, 512 MB, 80 Gb or better - three pieces; 5. Lasser printer – one piece; 6. Computer screen – one piece	Contact Person: Đorđe Popov Email: dekanat@pf.ns.ac.yu
9.	Scientific Veterinary Institute “Novi Sad”, Serbia	Cryostat (if possible “LEICA CM1850 – Cryostat” with anti roll system) or some other Cryostat, Microtome or Tissue Processor	Contact Person: Tamas Petrovic Email: tomy@niv.ns.ac.yu
10.	Center for Multidisciplinary Studies University of Belgrade, Serbia	50m wind measurement system which includes among other components: 50m light tower, data logger, solar power system, GSM system, 3 anemometers, 2 wind vanes, air pressure & humidity & temperature sensors.	Contact Person: Sreten Mastilovic Email: gmvv@eunet.yu
<p>For more research-infrastructure needs from Serbia follow the link to Ministry of Science of Republic of Serbia. (http://www.mntr.sr.gov.yu/eng/index.php?option=com_content&task=view&id=171&Itemid=45)</p>			